

Saving Lives with Answers...

Why is the Colorado Poison Center important?

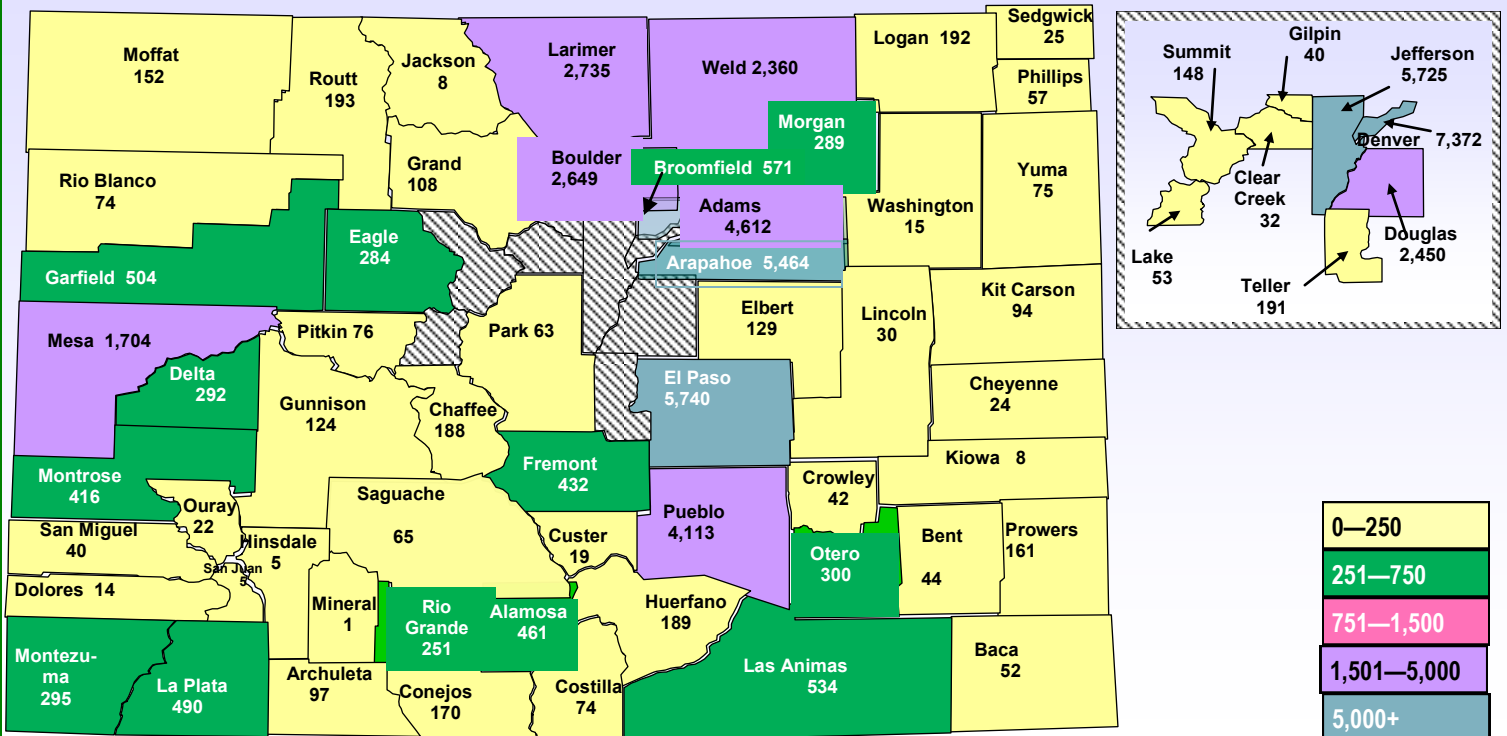
An estimated **\$19.0 million** in healthcare costs were saved in Colorado by utilizing the Colorado Poison Center to treat poisoning cases at the site of exposure rather than in an emergency department or doctor's office.

- Poisoning is the second leading cause of unintentional death due to injury in the United States.
- For every dollar spent on poison center services, **\$13.39** is saved in medical expenses.
- The Colorado Poison Center staff provides emergency poison treatment information that may prevent an unnecessary hospital visit.

2013 Facts...

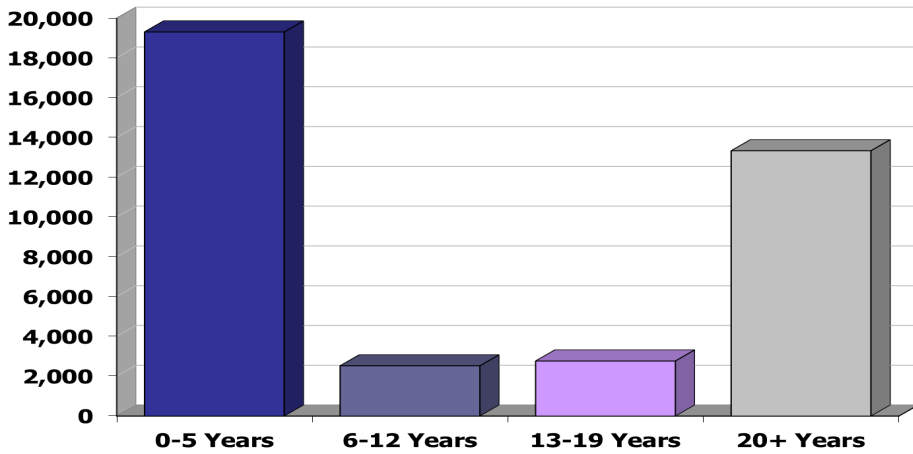
- The Colorado Poison Center managed **53,972** cases through its 24-hour hotline.
- **50%** of exposed cases involved children under age 5.
- **71%** of poison exposure calls that came from the public were treated on site where the poisoning occurred saving the time and costs of an emergency department visit.
- **29%** of exposures were referred into a doctor or other healthcare facility for treatment.

Colorado Cases by County



Summary of Results—Colorado 2013

Exposure Cases by Age Group



0-5 Years		All Age Groups	
Less than 1 year	2,317	0-5 years	19,308
1 year old	6,132	6-12 years	2,525
2 years old	5,808	13-19 years	2,768
3 years old	2,811	20+ years	13,336
4 years old	1,332	Unknown, Child	134
5 years old	875	Unknown Age/Other	512
Unknown under 5	33		
0-5 Years Total Cases	19,308	Total Cases	38,583

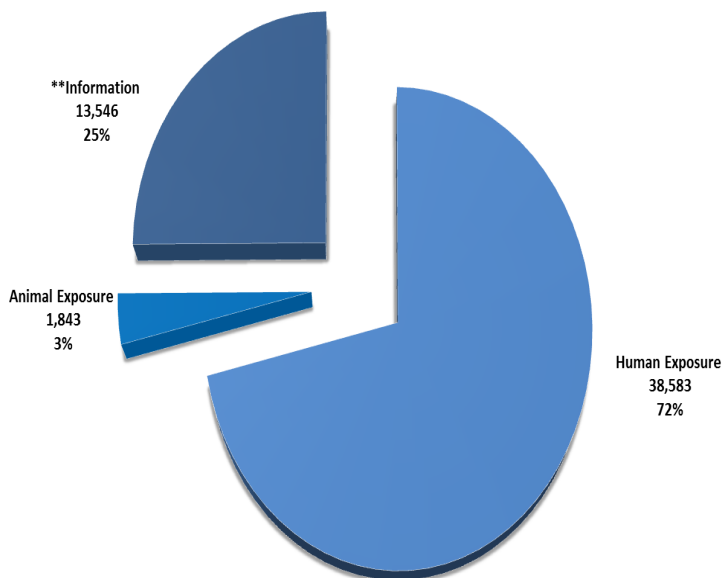
Top Ten Most Common Poison Categories for Human Exposures

1. Analgesics 5,586
2. Cosmetics/Personal Care Prod. 2,886
3. Household Cleaning Substances 2,479
4. Sedatives/ Hypnotics 1,905
5. Antihistamines 1,534
6. Foreign Bodies, Toys 1,521
7. Topical Preparations 1,376
8. Cardiovascular Drugs 1,337
9. Alcohols 1,173
10. Vitamins 1,103

Top Ten Most Common Poison Categories for Children 0-5 Years

1. Analgesics 2,419
2. Cosmetics/Personal Care Prod. 2,223
3. Household Cleaning Substances 1,391
4. Foreign Bodies, Toys 1,080
5. Topical Preparations 1,078
6. Vitamins 821
7. Antihistamines 760
8. Plants 549
9. Gastrointestinal Preparations 527
10. Pesticides 484

Cases by Type—Colorado 2013 53,972 Cases Managed by RMPDC Professionals



**Drug ID IVR included

Cases Management Site for 38,583 Human Exposures

