

Saving Lives with Answers...

Why is the Hawaii Poison Center important?

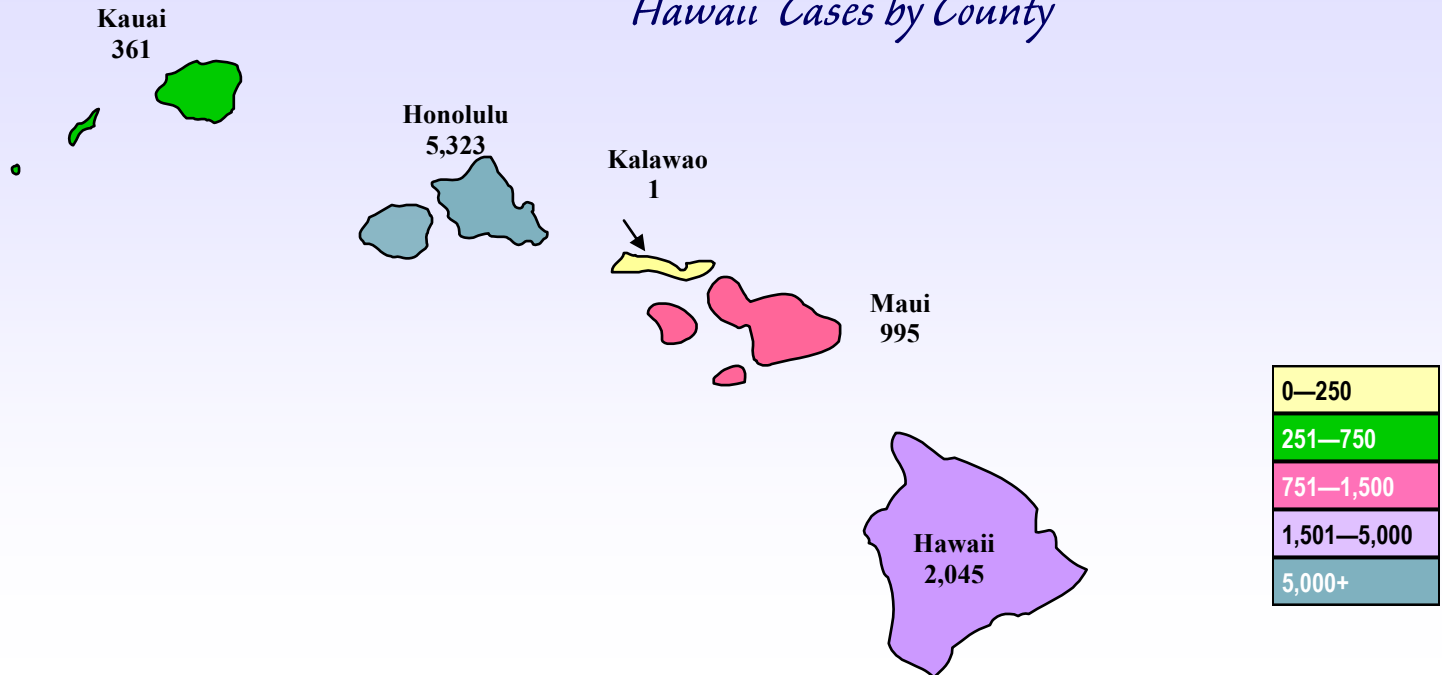
An estimated **\$ 2.7 million** in healthcare costs were saved in Hawaii by utilizing the Hawaii Poison Center to treat poisoning cases at the site of exposure rather than in an emergency department or doctor's office.

- Poisoning is the second leading cause of unintentional death due to injury in the United States.
- For every dollar spent on poison center services, **\$13.39** is saved in medical expenses.
- The Hawaii Poison Center's staff provides emergency poison treatment information that may prevent an unnecessary hospital visit.

2014 Facts...

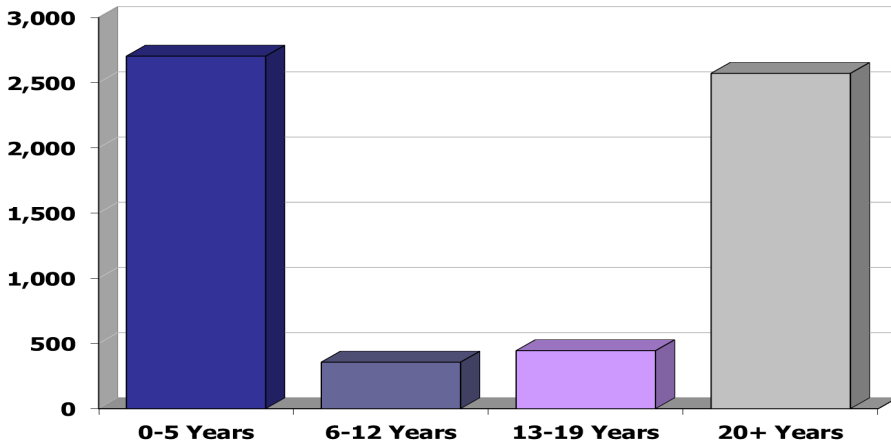
- The Hawaii Poison Center managed **9,584** cases through its 24-hour hotline.
- **43%** of exposed cases involved children under age 5.
- **64%** of poison exposure calls that came from the public were treated on site where the poisoning occurred saving the time and costs of an emergency department visit.
- **36%** of exposures were referred into a doctor or other healthcare facility for treatment.

Hawaii Cases by County



Summary of Results—Hawaii 2014

Exposure Cases by Age Group



0-5 Years		All Age Groups	
Less than 1 year	371	0-5 years	2,703
1 year old	893	6-12 years	357
2 years old	776	13-19 years	445
3 years old	367	20+ years	2,571
4 years old	191	Unknown, Child	33
5 years old	98	Unknown Age/Other	145
Unknown, 0-5 years	7		
0-5 Years Total Cases	2,703	Total Cases	6,254

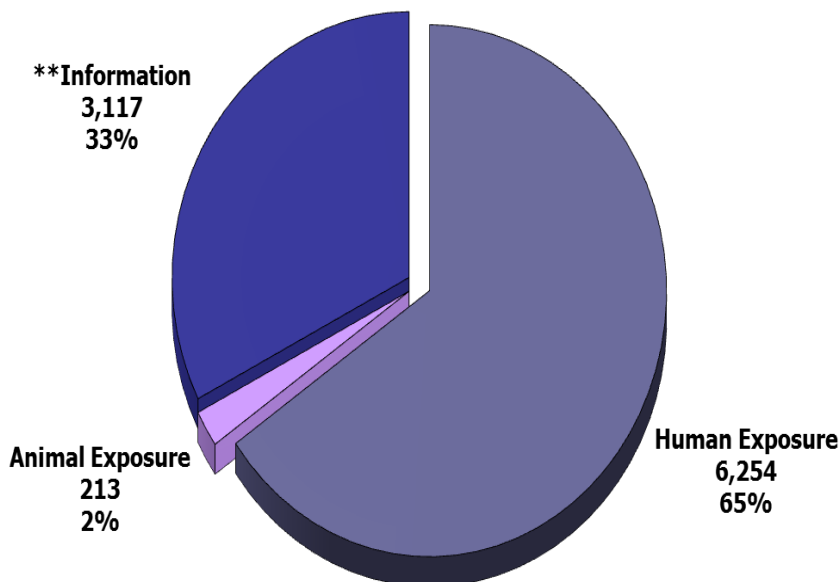
Top Ten Most Common Poison Categories for Human Exposures

1. Analgesics	929
2. Cosmetics/Personal Care Prod.	425
3. Household Cleaning Substances	377
4. Sedatives/Hypnotics	358
5. Antihistamines	302
6. Cardiovascular Drugs	301
7. Pesticides	280
8. Foreign Bodies, Toys	279
9. Bites & Envenomations	215
10. Topical preparations	208

Top Ten Most Common Poison Categories for Children 0-5 Years

1. Cosmetics/Personal Care Prod.	303
2. Analgesics	278
3. Foreign Bodies (Toys, Misc.)	202
4. Household Cleaning Substances	177
5. Topical Preparations	148
6. Pesticides	135
7. Antihistamines	114
8. Cardiovascular Drugs	102
9. Vitamins	96
10. Dietary Supplements	63

Cases by Type—Hawaii 2014 9,584 Cases Managed by RMPDC Professionals



**Drug ID IVR included

Case Management Site for 6,254 Human Exposures

